



DOUBLE J RIDING CLUB

EQUINE STUDIES


Students in this course will gain a strong understanding of horsemanship through readings, hands on activities, and journaling. This educationally rich program runs 10 weeks from September 10th through the week of November 12th. Morning and afternoon classes are offered for homeschoolers on Monday, Tuesday, Wednesday and Thursday. After school classes are offered on Thursday from 4:30-5:45 pm. Classes are 1 hour and 15 minutes and 2 hours with riding add on. Riding can not be added to after school classes.

Cost - Classroom Only:

\$150.00 for 10 week sessions

Riding Add On:

\$40 per week



FALL 2018

Equine Studies

INFORMATION ABOUT THE COURSE:

Students in this course will gain a strong understanding of horsemanship through readings, hands on activities, and journaling. During this educationally rich science program students will learn how horses move, their anatomy, horse's jobs, horse's gaits, their wants and needs, how to care for them, horse history and horse art. The journaling resource is packed filled with interactive pages where the students will be able to travel through horse and human history, write out their results from different experiences or experiments they did, record what they learned throughout class, complete breed of the week profiles, learn equestrian terms, and how to draw horses.


SUPPLIES:

Classroom only- Double J will provide all supplies needed for this course including all books and paperwork. If your child would like to have a copy of their own books so that they can reference the material we will be learning about at home you are welcome to purchase the books below. All books can be found at major book stores and Amazon.

- Complete Horse Care Manual by DK
- Album of Horses by Marguerite Henry
- Horse Crazy by Jessie Haas
- How to Think Like a Horse by Cherry Hill

Riding Add On- Double J will provide helmets for all students that do not have their own. Helmets must be an ASTM riding helmet. Students will need to wear long pants and a boot with a heel.

****Double J recommends all students to bring a water bottle. Students are also welcomed to bring a snack. Remember you will be working with horses so dress appropriately for both that and the weather.**



FALL 2018 CURRICULUM

Equine Studies

WEEK 1: UNDERSTANDING HORSE BODY LANGUAGE

Understand how to read a horse's feelings through their body language

Learn horse safety

Learn about different halters and how to put them on correctly

Learn how to approach a horse

WEEK 2: COMMUNICATING TO A HORSE

Learn how to communicate to a horse through speech, touch and body language.

Learn how to put a lead rope on a halter and how to lead a horse

Learn how to put a horse on cross-ties and how/when to use a quick release knot

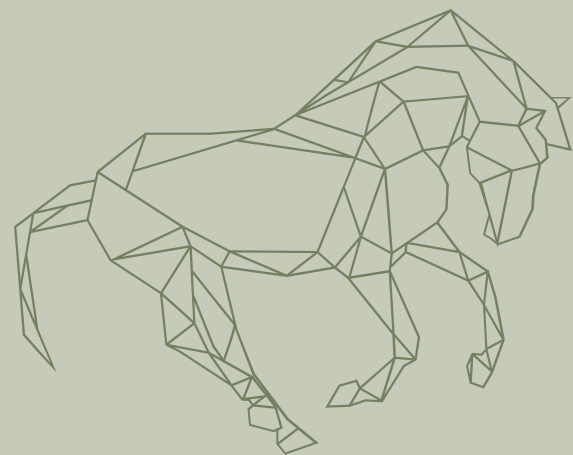
WEEK 3: HISTORY-BACK TO AMERICA AND BATHING

Learn about horses in America in the 14-1700s

Learn about Plains Horses and their war paint

Paint a live horse to resemble a Plains' horse

Learn how to give a horse a bath



FALL 2018 CURRICULUM

Equine Studies

WEEK 4: GROOMING

Learn how to care for a horse's coat

Learn about different grooming supplies and enhancers

Learn how to put together a complete grooming kit

Learn differences in horse's coats and skin

WEEK 5: SADDLES AND STIRRUPS

Learn about different types of saddles

Learn about the parts of a saddle

Learn how to correctly fit and put a saddle on a horse

Learn about the history and use of a stirrup

WEEK 6: BRIDLES, BITS, AND HELMETS

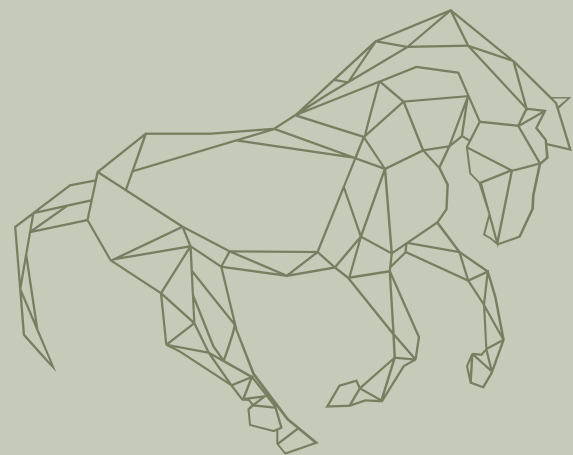
Learn about the parts of a bridle

Learn about different kinds of bits

Learn how to fit a bridle and bit to a horse

Learn how to put a bridle on a horse

Learn about the importance of a helmet and different types of helmets



FALL 2018 CURRICULUM

Equine Studies

WEEK 7: TACK CLEANING AND ADJUSTMENTS

Learn why and how to properly clean tack

Learn how to put together a bridle and change a bit

Learn how to adjust stirrup lengths and measure stirrups to fit your leg

WEEK 8: THE STABLED HORSE

Learn about the structure of a stable; its needs, layout and maintenance

Tour the different stables at Double J and study the different components of each one

Design your dream stable

Begin to design a horse stall toy

WEEK 9: THE STALL

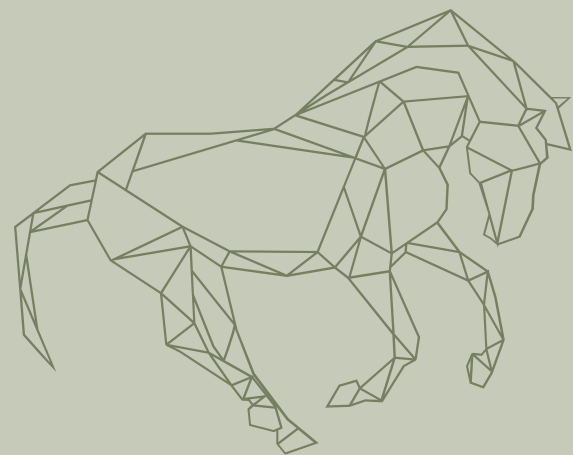
Learn about different types of stall bedding

Work through an experiment to find out the best bedding to use

Learn how to muck out a stall

Learn about the components of a stall

Continue working on the horse stall toy



FALL 2018 CURRICULUM

Equine Studies

WEEK 10: PREPARING A BARN FOR WINTER/ BLANKETS

Learn how to prepare a barn for winter

Learn about different types of horse blankets

Learn how to measure a blanket to a horse

Learn how to put a blanket on a horse correctly

Finish making the horse stall toy

FAQ:

How often do students meet for the class? Students meet once a week for 10 weeks. Each class is 1 hour and 15 minutes. If the student has the add on riding lesson it will increase the time of the class to 2 hours.



Where do students meet? For the classroom portion students will always meet in the basement classroom of the clubhouse unless stated by the instructor the week before. If riding first, students will meet in the main barn with the tacker.

Where will students be picked up at? Students will always be picked up from the basement classroom of the clubhouse.

Do you offer make ups for missed classes? Classes can be made up only if the same class is offered at a different time that week. We can not make up any classes after the week of. We will make sure that the student is sent home with all materials from the missed class.

Are the animals at your facility safe for my child?

All horses and animals can be unpredictable but Double J's staff keeps safety a top priority. All of our horses are lesson horses and are very well behaved and trained.



FALL 2018 CURRICULUM

Equine Studies

FAQ CONTINUED:

My child is participating in the riding portion of the class and wants to work on tacking and grooming can they come in early before their ride time? Yes, we encourage riders to work with the tacker on practicing their grooming, tacking and untacking. They are welcome to come in early to help get their horse ready for their lesson.

Is this course only offered for one semester? No this course will be offered for multiple semesters and years. Each level will build on each other as the student's equestrian knowledge grows.

How do I sign up? To sign up please contact Nicole at (708) 203-0717 or by email at nquintavalle.doublejridingclub@gmail.com. For more information head to our website doublejridingclub.com.

Does Double J offer any additional home school or after school courses? Yes, Double J offers animal science and STEM courses year round for students PK-12th grade. For the complete list of all the courses we offer please head to doublejridingclub.com/home-school-program.

